



ABACUS 300

COMUNELLO
AUTOMATION

Electromechanical spindle actuators for residential swing gates.
For leaves up to 3 m (max. leaf weight 300 kg) and up to 500 kg (max. leaf length 1.5 m)



24 VDC
230 VAC
E
ENCODER
KIT
ABACUS 300 For swing leaves
up to 3 m / 500 kg

All products in the Abacus line have a one-piece aluminium housing for the mechanical parts and operators which guarantees durability and safety. These products are designed to be long-lasting and perform to the highest standards in all weathers. Highest safety and reliability are guaranteed. The internal gearing is made from innovative materials for quiet movement. Simple to install and maintain.



ARTICLE	ABACUS 300 24V FM	ABACUS 300 24V FE	ABACUS 300 230V FM	ABACUS 300 230V FE	ABACUS 300 230V FM E
Voltage	24 VDC	24 VDC	230 VAC	230 VAC	230 VAC
Power consumption	110 W	110 W	280 W	280 W	280 W
Max. absorption.	5 A	5 A	1,2 A	1,2 A	1,2 A
Max. thrust	1800 N	1800 N	2000 N	2000 N	2000 N
Standard stroke	296 mm	296 mm	296 mm	296 mm	296 mm
Duty cycle	Intensive use	Intensive use	50%	50%	50%
Protection degree (IP)	IP44	IP44	IP44	IP44	IP44
Insulation class	2	2	1 (earthing)	1 (earthing)	1 (earthing)
Working temperature	-20°C / +50°C	-20°C / +50°C	-20°C / +50°C	-20°C / +50°C	-20°C / +50°C
Encoder	-	-	-	-	Yes
No-load speed	21 mm/s	21 mm/s	16 mm/s	16 mm/s	16 mm/s
Weight	10,1 kg	10,1 kg	10,7 kg	10,7 kg	10,7 kg



ABACUS 300

COMUNELLO
AUTOMATION

STRONG




Monoblock aluminium casing
Epoxy powder coating for max. resistance to all weather conditions.

MECHANICAL MADE IN COMUNELLO



Metallic gear reducer and bearings. Multiple start worm screw for smooth movement.

SAFE



Irreversible motor
Easy-opening key-operated emergency release mechanism with aluminium handle.

LIMIT STOPS



Available versions with mechanical or electronic limit switches. Programmable automatic/semiautomatic limit switches, timer and speed reducer.

RELIABLE



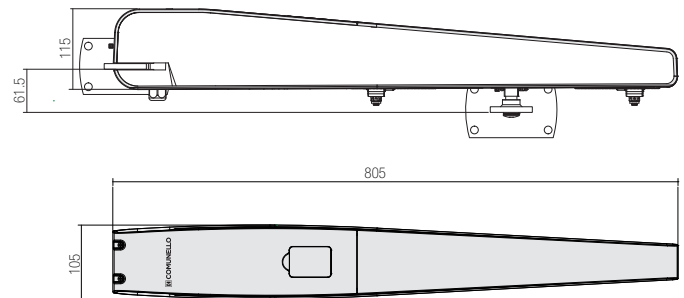
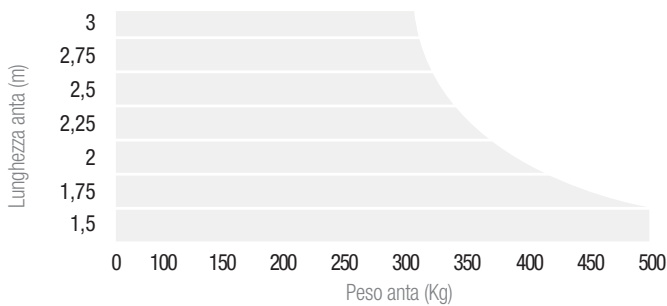
Bronze lead nut for quiet movement even under full load.

OBSTACLE DETECTION



Optional versions with Encoder for more accurate and safer deceleration.

OPERATING LIMITS




MAIN FITTINGS



AC 30
OUTDOOR ANTENNA



AC 70
GALVANISED ADJUSTABLE REAR BRACKET



AC 80
GALVANISED LONG REAR BRACKET



AC 85
GALVANISED ADJUSTABLE FRONT BRACKET



AC 10
12 V HORIZONTAL ELECTRIC LOCK



QUAD 1 / QUAD 2 / QUAD HP
ELECTRIC SWITCHBOARD FOR 1 OR 2 OPERATORS



DART
PHOTOCELLS



SWIFT LED
BLINKING WARNING LIGHTS



VICTOR 2 RC
2 CHANNEL, ROLLING CODE REMOTE CONTROL



INDEX
KEY SELECTOR SWITCH



TACT RADIO
DIGITAL SWITCH WITH RADIO CONTROLLED KEYPAD



MAST 50
EXTRUDED ALUMINIUM COLUMN H 50 CM

PLEASE FIND A COMPLETE LIST OF ACCESSORIES ON WWW.COMUNELLO.COM